



PADLOCKS

CISA Logo line brass padlocks.....	119
Rectangular brass padlocks CISA Logo Line.....	120
Marine Type padlocks CISA Logo Line	121
CISA Logo Line padlocks with steel sleeve.....	122
Brass padlocks Flag by CISA.....	123
Brass padlocks	124
Marine Type padlocks	126
Rectangular brass padlocks.....	128
Lim steel padlocks.....	129
SP steel padlocks	131
TSP steel padlocks	132
ASTRAL steel padlocks	133
AP3 steel padlocks	134
RS3 steel padlocks.....	135
Padlock merchandisers	136
Accessories for padlocks.....	137
Spare parts for padlock	139



Technical features:

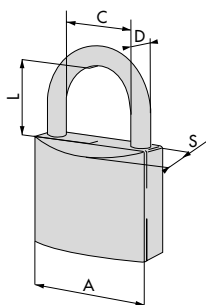
- Belt sanded solid brass body
- Nickel-plated, carbonitrided steel shackle
- Shackle double-locking system (item 1.21010.20/25.0 excluded)

Supplied as standard:

- 2 keys

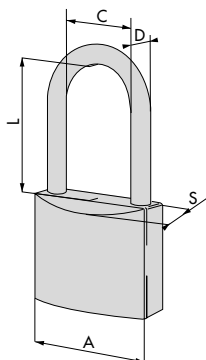


Type	Description	Key item					Unit weight	Pieces	ITEM			
		A	C	D	L	S			Type	Dim.	Hand	Fin.



• Standard shackle

20	9,6	3,5	11,3	10,4	3	1 01040 01 1	0,039	12	1 21010 20 0
25	13,5	3,9	13,1	12,0	4	1 01040 02 1	0,062	12	1 21010 25 0
30	16,2	4,7	16,9	13,8	4	1 01040 03 1	0,095	12	1 21010 30 0
40	22,1	6,3	22,4	13,8	5	1 01040 04 1	0,158	12	1 21010 40 0
50	27,9	7,9	28,7	17,0	5	1 01040 05 1	0,272	6	1 21010 50 0
60	33,5	9,5	34,7	17,2	5	1 01040 05 1	0,407	6	1 21010 60 0
70	40,0	12,0	44,0	23,0	5	1 01040 05 1	0,628	6	1 21010 70 0



• Long shackle

30	16,2	4,7	24,0	13,8	4	1 01040 03 1	0,097	12	1 21011 30 0
40	22,1	6,3	40,0	13,8	5	1 01040 04 1	0,165	12	1 21011 40 0
50	27,9	7,9	80,0	17,0	5	1 01040 05 1	0,317	6	1 21011 50 0



Technical features:

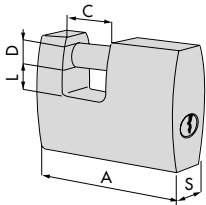
- Belt sanded solid brass body
- Nickel-plated hardened steel shackle with tear-resistant end

Supplied as standard:

- 2 keys



Type	Description						Key item	Kg	Box	ITEM			
		A	C	D	L	S				Pins	Unit weight	Pieces	Type



52	15,0	7,9	13,5	14,7	4	1 01040 03 1	0,197	6	1 21610 50 0
63	19,0	10,0	14,0	18,5	5	1 01040 04 1	0,330	6	1 21610 63 0
70	22,0	12,0	13,5	20,0	5	1 01040 04 1	0,439	6	1 21610 70 0
90	35,0	12,0	18,2	22,5	5	1 01040 05 1	0,728	6	1 21610 90 0

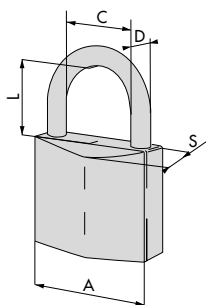


- Technical features:**
- Chrome-plated solid brass body
 - Stainless steel shackle
 - Shackle double-locking system

- Supplied as standard:**
- 2 keys

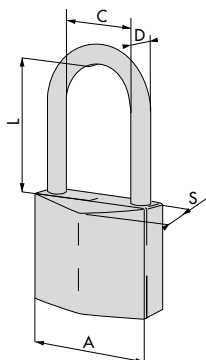


Type	Description	Key item					Unit weight	Pieces	ITEM			
		A	C	D	L	S			Type	Dim.	Hand	Fin.



- Standard shackle

29	14,5	4,7	13,8	12,8	4	1 01040 03 1	0,085	12	1 21710 30 0
40	19,5	6,3	22,5	13,5	4	1 01040 03 1	0,153	12	1 21710 40 0
50	28,2	7,1	26,0	14,8	5	1 01040 04 1	0,233	6	1 21710 50 0
60	31,3	7,9	32,2	16,1	5	1 01040 04 1	0,326	6	1 21710 60 0



- Long shackle

40	19,5	6,3	40,0	13,5	4	1 01040 03 1	0,162	12	1 21711 40 0
----	------	-----	------	------	---	--------------	-------	----	--------------



Technical features:

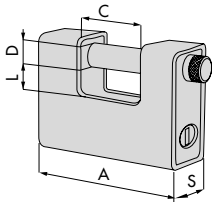
- Brass solid body with nickel-plated hardened steel sleeve
- Nickel-plated hardened steel shackle
- Carbonitrided steel cylinder protection plate (item 1.21810.80.0)

Supplied as standard:

- 2 keys



Type	Description	Key item					Kg	Box	ITEM			
		A	C	D	L	S			Pin	Type	Dim.	Hand



66	33,0	10,0	14,0	22,7	5	1 01040 04 1	0,598	3	1 21810 65 0
77	37,0	12,0	17,0	29,2	5	1 01040 05 1	0,843	3	1 21810 80 0



Technical features:

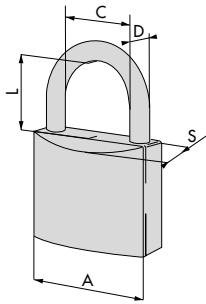
- Belt sanded solid brass body
- Nickel-plated carbonitrided steel shackle
- Shackle double-locking system (item 1.22010.20.0 excluded)

Supplied as standard:

- 2 keys

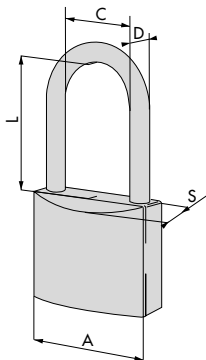
FLAG by **CISA**

Type	Description						Key item	Kg	Pieces	ITEM			
		A	C	D	L	S				Pin	Type	Dim.	Hand



• Standard shackle

20	10,0	3,5	13,0	10,0	3	1 01030 01 1	0,033	12	1 21310 20 0
30	14,2	5,3	17,0	12,0	4	1 01030 03 1	0,079	12	1 21310 30 0
40	20,0	6,5	21,4	13,0	5	1 01030 04 1	0,129	12	1 21310 40 0
50	25,0	9,0	28,0	16,0	5	1 01030 05 1	0,300	6	1 21310 50 0
60	31,0	10,0	31,8	20,0	5	1 01030 05 1	0,500	6	1 21310 60 0



• Long shackle

30	14,2	5,3	23,8	12,0	4	1 01030 03 1	0,084	12	1 21311 30 0
30	14,2	5,3	65,0	12,0	4	1 01030 03 1	0,100	12	1 21311 31 0
40	20,0	6,3	40,0	13,0	5	1 01030 04 1	0,137	12	1 21311 40 0
40	20,0	6,3	63,0	13,0	5	1 01030 04 1	0,153	12	1 21311 41 0
50	25,0	9,0	80,0	16,0	5	1 01030 05 1	0,350	6	1 21311 50 0



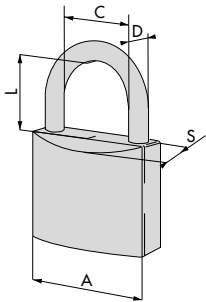
Technical features:

- Belt sanded solid brass body
- Nickel-plated, carbonitrided steel shackle
- Version with brass shackle also available
- Shackle double-locking system (item 1.22010.15/20 excluded)
- CISA patented anti-tampering protection device (art.1.22010.15/20/25 excluded)
- Picking resistant brass plate

Supplied as standard:

- 2 keys

Type	Description	Key item						Unit weight	Pieces	ITEM			
		A	C	D	L	S	Pins			Type	Dim.	Hand	Fin.



• Standard shackle

15	8,5	3,0	11,0	9,0	3	1 01510 00 1	0,022	12	1 22010 15 0
20	12,0	3,5	13,0	12,5	4	1 01440 00 1	0,052	12	1 22010 20 0
25	13,5	4,5	15,0	12,5	4	1 01440 00 1	0,065	12	1 22010 25 0
30	17,0	5,0	17,0	14,5	4	1 01430 00 1	0,095	12	1 22010 30 0
40	24,0	6,0	23,0	16,5	5	1 01410 00 1	0,172	12	1 22010 40 0
50	29,5	8,0	27,5	17,5	5	1 01310 00 1	0,292	6	1 22010 50 0
60	35,0	10,0	37,5	20,0	5	1 01310 00 1	0,460	6	1 22010 60 0
70	40,0	12,0	44,0	23,0	6	1 01210 00 2	0,715	6	1 22010 70 0

• ASTRAL cylinder

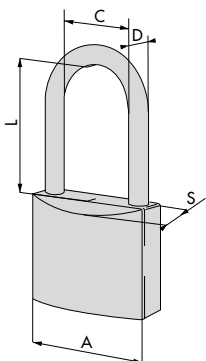
50	29,5	8,0	27,5	17,5	10	1 00620 01 0	0,313	6	1 22610 50 0
----	------	-----	------	------	----	--------------	-------	---	--------------

• Key removable in locked position only

30	17,0	5,0	17,0	14,5	4	1 01430 00 1	0,097	12	1 22012 30 0
40	24,0	6,0	23,0	16,5	5	1 01410 00 1	0,172	6	1 22012 40 0
50	29,5	8,0	27,5	17,5	5	1 01310 00 1	0,289	6	1 22012 50 0

• Brass shackle


20	12,0	3,5	13,0	12,5	4	1 01440 00 1	0,052	12	1 22013 20 0
25	13,5	4,5	15,0	12,5	4	1 01440 00 1	0,070	12	1 22013 25 0
30	17,0	5,0	17,0	14,5	4	1 01430 00 1	0,096	12	1 22013 30 0
40	24,0	6,0	23,0	16,5	5	1 01410 00 1	0,173	12	1 22013 40 0
50	29,5	8,0	27,5	17,5	5	1 01310 00 1	0,291	6	1 22013 50 0
60	35,0	10,0	37,5	20,0	5	1 01310 00 1	0,467	6	1 22013 60 0
70	40,0	12,0	44,0	23,0	6	1 01210 00 2	0,723	6	1 22013 70 0



• Long shackle


20	12,0	3,5	22,0	12,5	4	1 01440 00 1	0,053	12	1 22011 20 0
30	17,0	5,0	24,0	14,5	4	1 01430 00 1	0,098	12	1 22011 30 0
30	17,0	5,0	65,0	14,5	4	1 01430 00 1	0,111	12	1 22011 31 0
40	24,0	6,0	40,0	16,5	5	1 01410 00 1	0,183	12	1 22011 40 0
40	24,0	6,0	63,5	16,5	5	1 01410 00 1	0,191	12	1 22011 41 0
50	29,5	8,0	80,0	17,5	5	1 01310 00 1	0,345	6	1 22011 50 0
50	29,5	8,0	127,0	17,5	5	1 01310 00 1	0,381	6	1 22011 52 0

Type	Description	Key item					Unit weight	Pieces	ITEM				
		A	C	D	L	S			Plns	Type	Dim.	Hand	Fin.



- Standard shackle
- Cardboard packing with transparent shrink-wrapping

15	8,5	3,0	11,0	9,0	3	1 01510 00 1	0,022	12	1 22090 15 0
20	12,0	3,5	13,0	12,5	4	1 01440 00 1	0,066	12	1 22090 20 0
25	13,5	4,5	15,0	12,5	4	1 01440 00 1	0,079	12	1 22090 25 0
30	17,0	5,0	17,0	14,5	4	1 01430 00 1	0,108	12	1 22090 30 0
40	24,0	6,0	23,0	16,5	5	1 01410 00 1	0,182	12	1 22090 40 0
50	29,5	8,0	27,5	17,5	5	1 01310 00 1	0,315	6	1 22090 50 0
60	35,0	10,0	37,5	20,0	5	1 01310 00 1	0,480	6	1 22090 60 0
70	40,0	12,0	44,0	23,0	6	1 01210 00 2	0,713	6	1 22090 70 0



- Standard shackle
- Cardboard packing with transparent shrink-wrapping

20	12,0	3,5	22,0	12,5	4	1 01440 00 1	0,055	12	1 22091 20 0
30	17,0	5,0	24,0	14,5	4	1 01430 00 1	0,098	12	1 22091 30 0
30	17,0	5,0	65,0	14,5	4	1 01430 00 1	0,111	12	1 22091 31 0
40	24,0	6,0	40,0	16,5	5	1 01410 00 1	0,179	12	1 22091 40 0
40	24,0	6,0	63,5	16,5	5	1 01410 00 1	0,191	12	1 22091 41 0
50	29,5	8,0	80,0	17,5	5	1 01310 00 1	0,333	6	1 22091 50 0

MARINE TYPE PADLOCKS



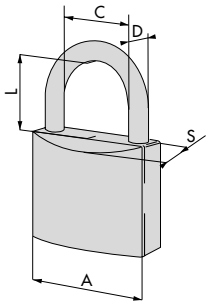
Technical features:

- Chrome-plated solid brass body
- Stainless steel shackle
- Shackle double-locking system
- CISA patented anti-tampering protection device for the bolts
- Picking resistant chrome-plated brass plate

Supplied as standard:

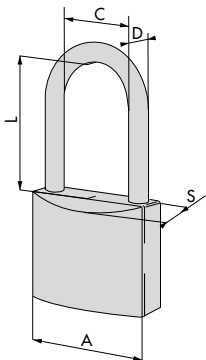
- 2 keys

Type	Description	Key item						Kg	Pieces	ITEM			
		A	C	D	L	S	Pins			Type	Dim.	Hand	Fin.




- Standard shackle

30	17,0	5,0	17,0	14,5	4	1 01430 00 1	0,098	12	1 26020 30 0
40	24,0	6,0	23,0	16,5	5	1 01410 00 1	0,175	12	1 26020 40 0
50	29,5	8,0	27,5	17,5	5	1 01310 10 1	0,295	6	1 26022 50 0
60	35,0	10,0	37,5	20,0	5	1 01310 10 1	0,462	6	1 26022 60 0



- Long shackle

40	24,0	6,0	40,0	16,5	5	1 01410 00 1	0,182	12	1 26021 40 0
----	------	-----	------	------	---	--------------	-------	----	--------------




- Standard shackle
- Cardboard packing with transparent shrink-wrapping

30	17,0	5,0	17,0	14,5	4	1 01430 00 1	0,109	12	1 26090 30 0
40	24,0	6,0	23,0	16,5	5	1 01410 00 1	0,185	12	1 26090 40 0
50	29,5	8,0	27,5	17,5	5	1 01310 10 1	0,295	6	1 26190 50 0
60	35,0	10,0	37,5	20,0	5	1 01310 10 1	0,462	6	1 26190 60 0

Type	Description	Key item					Unit weight	Pieces	ITEM				
		A	C	D	L	S			Plns	Type	Dim.	Hand	Fin.

40 24,0 6,0 40,0 16,5 5 1 01410 001 0,182 12 1 26091 40 0

- Long shackle
- Cardboard packing with transparent shrink-wrapping





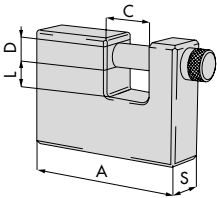
Technical features:

- Belt sanded solid brass body
- Nickel-plated hardened steel shackle, with tear-resistant end

Supplied as standard:

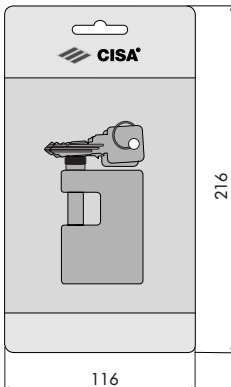
- 2 keys

Type	Description						Key item	Kg	Box	ITEM			
		A	C	D	L	S				Pins	Unit weight	Pieces	Type



- Key removable in locked position only

70	20,0	10,0	11,0	20,0	5	1 01310 10 1	0,513	6	1	26509 70 0
77	27,0	12,0	13,5	20,0	5	1 01310 10 1	0,587	6	1	26509 77 0
94	36,0	12,0	17,5	20,0	5	1 01310 10 1	0,799	6	1	26509 94 0



- Cardboard packing with transparent shrink-wrapping

70	20,0	10,0	11,0	20,0	5	1 01310 10 1	0,513	6	1	26690 70 0
77	27,0	12,0	13,5	20,0	5	1 01310 10 1	0,587	6	1	26690 77 0
94	36,0	12,0	17,5	20,0	5	1 01310 10 1	0,799	6	1	26690 94 0



Technical features:

- 5 pins key biting systems
- Carbonitrided solid steel body, with chemical anti-corrosion nickel-plating treatment
- Hardened steel shackle, with chemical nickel-plating treatment
- The removable cylinder can be either rekeyed or replaced
- Carbonitrided steel plug protection plate
- Carbonitrided steel cylinder protection plate, with chemical nickel-plating treatment
- Desmopan impact resistant protection device (for the 28050 series)
- LIM patented key profile

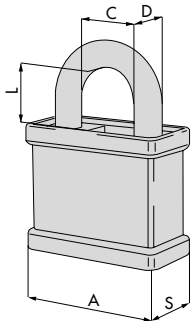
Supplied as standard:

- 2 keys

On request:

- For personalized key section order series 28556 instead of series 28050 (i.e.: item 1.28556.75.0.00.00.PP)

Type	Description	Key item					Unit weight	Pieces	ITEM			
		A	C	D	L	S			Pins	Type	Dim.	Hand



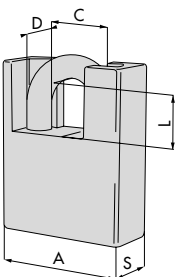
- Key removable in locked position only

55	25,0	11,0	25,0	25,0	5	1 00401 00 1	0,565	6	1 28050 55 0
55	25,0	11,0	45,0	25,0	5	1 00401 00 1	0,601	6	1 28050 56 0
55	26,0	11,0	65,0	25,0	5	1 00401 00 1	0,610	6	1 28050 57 0
70	31,0	14,0	25,0	26,0	5	1 00401 00 1	0,880	6	1 28050 70 0
70	31,0	14,0	45,0	26,0	5	1 00401 00 1	0,927	6	1 28050 71 0
70	31,0	14,0	65,0	26,0	5	1 00401 00 1	0,954	6	1 28050 72 0



- Skin pack

55	25,0	11,0	25,0	25,0	5	1 00401 00 1	0,578	6	1 28055 55 0
55	25,0	11,0	45,0	25,0	5	1 00401 00 1	0,608	6	1 28055 56 0
55	26,0	11,0	65,0	25,0	5	1 00401 00 1	0,636	6	1 28055 57 0
70	31,0	14,0	25,0	26,0	5	1 00401 00 1	0,870	6	1 28055 70 0
70	31,0	14,0	45,0	26,0	5	1 00401 00 1	0,929	6	1 28055 71 0
70	31,0	14,0	65,0	26,0	5	1 00401 00 1	0,971	6	1 28055 72 0



- Key removable in locked position only

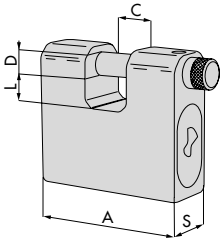
62	25,0	11,0	25,0	25,0	5	1 00401 00 1	0,745	6	1 28350 62 0
73	31,0	14,0	28,0	28,0	5	1 00401 00 1	1,116	6	1 28350 73 0

Type	Description	Key item					Unit weight	Pieces	ITEM			
		A	C	D	L	S			Type	Dim.	Hard	Fin.



• Skin pack

62	25,0	11,0	25,0	25,0	5	1 00401 00 1	0,768	6	1 28355 62 0
73	31,0	14,0	28,0	28,0	5	1 00401 00 1	1,140	6	1 28355 73 0



66	20,0	10,0	11,0	25,0	5	1 00401 00 1	0,685	6	1 28550 66 0
66	18,0	14,0	17,5	28,0	5	1 00401 00 1	0,837	6	1 28550 67 0
75	27,0	12,0	13,5	28,0	5	1 00401 00 1	0,852	6	1 28550 75 0
84	36,0	12,0	17,5	28,0	5	1 00401 00 1	0,970	6	1 28550 84 0
84	36,0	14,0	17,5	28,0	5	1 00401 00 1	0,983	6	1 28550 85 0



• Skin pack

66	20,0	10,0	11,0	25,0	5	1 00401 00 1	0,745	6	1 28555 66 0
66	18,0	14,0	17,5	28,0	5	1 00401 00 1	0,855	6	1 28555 67 0
75	27,0	12,0	13,5	28,0	5	1 00401 00 1	0,905	6	1 28555 75 0
84	36,0	12,0	17,5	28,0	5	1 00401 00 1	1,018	6	1 28555 84 0
84	36,0	14,0	17,5	28,0	5	1 00401 00 1	1,009	6	1 28555 85 0



Technical features:

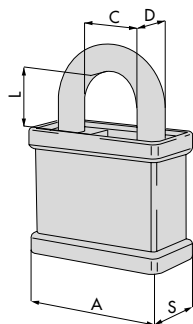
- Patented system
- Registered key
- 10 (6 active + 4 passive) pins key biting systems
- Carbonitrided solid steel body, with chemical nickel-plating corrosion treatment
- Hardened steel shackle, with chemical nickel-plating treatment
- Carbonitrided steel cylinder protection plate, with chemical nickel-plating treatment
- The removable cylinder can be either rekeyed or replaced
- KEY
- In nickel silver alloy
- numbered on key bow

Supplied as standard:

- 2 keys
- CODE CARD

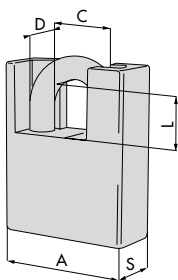


Type	Description	Key item					Unit weight	Pieces	ITEM			
		A	C	D	L	S			Type	Dim.	Hand	Fin.



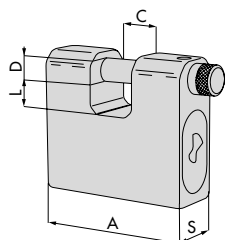
• Key removable in locked position only

55	25,0	11,0	25,0	25,0	6	1 00450 01 1	0,570	6	1 28052 55 0
55	25,0	11,0	45,0	25,0	6	1 00450 01 1	0,600	6	1 28052 56 0
55	26,0	11,0	65,0	25,0	6	1 00450 01 1	0,635	6	1 28052 57 0
70	31,0	14,0	25,0	26,0	6	1 00450 01 1	0,870	6	1 28052 70 0
70	31,0	14,0	45,0	26,0	6	1 00450 01 1	0,920	6	1 28052 71 0
70	31,0	14,0	65,0	26,0	6	1 00450 01 1	0,970	6	1 28052 72 0



• Key removable in locked position only

62	25,0	11,0	25,0	25,0	6	1 00450 01 1	0,770	6	1 28352 62 0
73	31,0	14,0	28,0	28,0	6	1 00450 01 1	1,140	6	1 28352 73 0



66	20,0	10,0	11,0	25,0	6	1 00450 01 1	0,691	6	1 28552 66 0
66	18,0	14,0	17,5	28,0	6	1 00450 01 1	0,720	6	1 28552 67 0
75	27,0	12,0	13,5	28,0	6	1 00450 01 1	0,870	6	1 28552 75 0
84	36,0	12,0	17,5	28,0	6	1 00450 01 1	0,985	6	1 28552 84 0
84	36,0	14,0	17,5	28,0	6	1 00450 01 1	1,000	6	1 28552 85 0

TSP STEEL PADLOCKS



Technical features:

- Patented system
- Registered key.
- Security Card: authorised duplication by Cisa or its authorized centres.
- 13 (6 +1 active + 6 passive) pins key biting systems
- Carbonitrided solid steel body, with chemical anti-corrosion nickel-plating treatment
- Hardened steel shackle, with chemical nickel-plating treatment
- Carbonitrided steel cylinder protection plate, with chemical nickel-plating treatment
- The removable cylinder can be either rekeyed or replaced

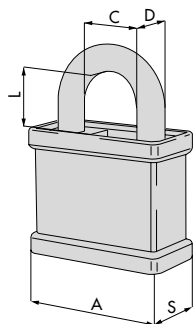
• KEY:

- in nickel silver alloy
- numbered on key bow

Supplied as standard:

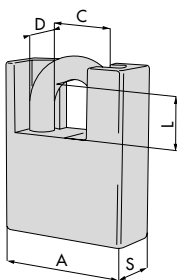
- 2 keys
- SECURITY CARD

Type	Description	Key item					Unit weight	Pieces	ITEM			
		A	C	D	L	S			Pins	Type	Dim.	Hand



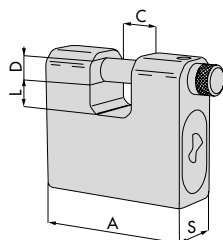
- Key removable in locked position only

55	25,0	11,0	25,0	25,0	5	1 00500 00 1	0,570	6	1 28051 55 0
55	25,0	11,0	45,0	25,0	5	1 00500 00 1	0,600	6	1 28051 56 0
55	26,0	11,0	65,0	25,0	5	1 00500 00 1	0,635	6	1 28051 57 0
70	31,0	14,0	25,0	26,0	5	1 00500 00 1	0,870	6	1 28051 70 0
70	31,0	14,0	45,0	26,0	5	1 00500 00 1	0,920	6	1 28051 71 0
70	31,0	14,0	65,0	26,0	5	1 00500 00 1	0,970	6	1 28051 72 0



- Key removable in locked position only

62	25,0	11,0	25,0	25,0	5	1 00500 00 1	0,770	6	1 28351 62 0
73	31,0	14,0	28,0	28,0	5	1 00500 00 1	1,140	6	1 28351 73 0



66	20,0	10,0	11,0	25,0	5	1 00500 00 1	0,685	6	1 28551 66 0
66	18,0	14,0	17,5	28,0	5	1 00500 00 1	0,866	6	1 28551 67 0
75	27,0	12,0	13,5	28,0	5	1 00500 00 1	0,870	6	1 28551 75 0
84	36,0	12,0	17,5	28,0	5	1 00500 00 1	0,985	6	1 28551 84 0



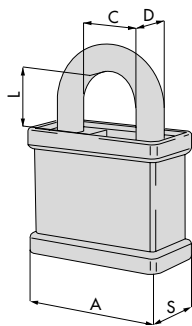
Technical features:

- 10 (6 active + 4 passive) pins key biting system
- Carbonitrided solid steel body, with chemical anti-corrosion nickel-plating treatment
- Hardened steel shackle, with chemical nickel-plating treatment
- Carbonitrided steel cylinder protection plate, with chemical nickel-plating treatment
- The removable cylinder can be either rekeyed or replaced
- **KEY:**
 - flat reversible keys
 - in nickel-plated brass
 - numbered on key bow

Supplied as standard:

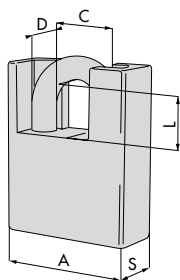
- 2 keys
- Code Card

Type	Description	Key item						Kg	Pieces	ITEM			
		A	C	D	L	S	Pins			Type	Dim.	Hand	Fin.



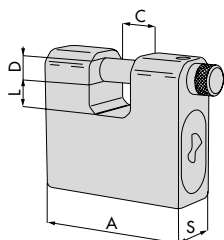
• Key removable in locked position only

55	25,0	11,0	25,0	25,0	10	1 00620 01 0	0,553	6	1 28053 55 0
55	25,0	11,0	45,0	25,0	10	1 00620 01 0	0,586	6	1 28053 56 0
55	26,0	11,0	65,0	25,0	10	1 00620 01 0	0,610	6	1 28053 57 0
70	31,0	14,0	25,0	26,0	10	1 00620 01 0	0,854	6	1 28053 70 0
70	31,0	14,0	45,0	26,0	10	1 00620 01 0	0,903	6	1 28053 71 0
70	31,0	14,0	65,0	26,0	10	1 00620 01 0	0,954	6	1 28053 72 0



• Key removable in locked position only

62	25,0	11,0	25,0	25,0	10	1 00620 01 0	0,745	6	1 28353 62 0
73	31,0	14,0	28,0	28,0	10	1 00620 01 0	1,116	6	1 28353 73 0



66	20,0	10,0	11,0	25,0	10	1 00620 01 0	0,677	6	1 28553 66 0
66	18,0	14,0	17,5	28,0	10	1 00620 01 0	0,837	6	1 28553 67 0
75	27,0	12,0	13,5	28,0	10	1 00620 01 0	0,843	6	1 28553 75 0
84	36,0	12,0	17,5	28,0	10	1 00620 01 0	0,955	6	1 28553 84 0
84	36,0	14,0	17,5	28,0	10	1 00620 01 0	1,000	6	1 28553 85 0



Technical features:

- Patented system: key with incorporated mobile element
- Security Card: authorised duplication by Cisa or Cisa Solution Partner
- 12 pins (6+1 active, 5 passive) key biting system
- Carbonitrided solid steel body, with chemical nickel-plating corrosion treatment
- Hardened steel shackle, with chemical nickel-plating treatment
- Carbonitrided steel cylinder protection plate, with chemical nickel-plating treatment
- The removable cylinder can be either rekeyed or replaced

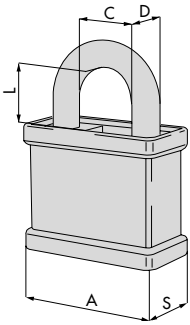
KEY:

- flat reversible keys, with incorporated mobile element
- in nickel silver alloy
- numbered on key bow

Supplied as standard:

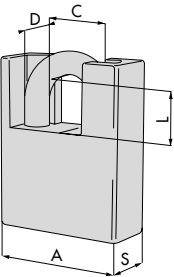
- 2 keys
- SECURITY CARD

Type	Description	Key item					Kg	Box	Unit weight	Pieces	ITEM			
		A	C	D	L	S					Pins	Type	Dim.	Hand



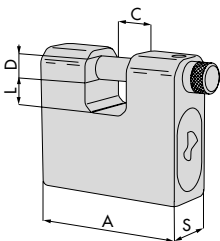
• Key removable in locked position only

55	25,0	11,0	25,0	25,0	15	1 00770 00 0	0,553	6	1 28058 55 0
55	25,0	11,0	45,0	25,0	15	1 00770 00 0	0,586	6	1 28058 56 0
55	26,0	11,0	65,0	25,0	15	1 00770 00 0	0,610	6	1 28058 57 0
70	31,0	14,0	25,0	26,0	15	1 00770 00 0	0,854	6	1 28058 70 0
70	31,0	14,0	45,0	26,0	15	1 00770 00 0	0,903	6	1 28058 71 0
70	31,0	14,0	65,0	26,0	15	1 00770 00 0	0,954	6	1 28058 72 0



• Key removable in locked position only

62	25,0	11,0	25,0	25,0	15	1 00770 00 0	0,745	6	1 28358 62 0
73	31,0	14,0	28,0	28,0	15	1 00770 00 0	0,745	6	1 28358 73 0



66	20,0	10,0	11,0	25,0	15	1 00770 00 0	0,677	6	1 28558 66 0
66	18,0	14,0	17,5	28,0	15	1 00770 00 0	0,837	6	1 28558 67 0
75	27,0	12,0	13,5	28,0	15	1 00770 00 0	0,843	6	1 28558 75 0
84	36,0	12,0	17,5	28,0	15	1 00770 00 0	0,995	6	1 28558 84 0
84	36,0	14,0	17,5	28,0	15	1 00770 00 0	0,974	6	1 28558 85 0



RS3

Technical features:

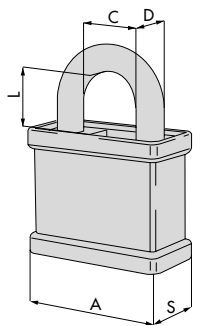
- Patented system: key with incorporated mobile element
- Security Card: authorised duplication by Cisa only
- 15 pins key biting system
- Carbonitrided solid steel body, with chemical nickel-plating corrosion treatment
- Hardened steel shackle, with chemical nickel-plating treatment
- Carbonitrided steel cylinder protection plate, with chemical nickel-plating treatment
- The removable cylinder can be either rekeyed or replaced
- KEY
- flat reversible keys, with incorporated mobile element

- in nickel silver alloy
- numbered on key bow

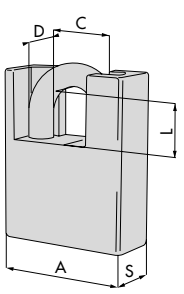
Supplied as standard:

- 2 keys
- SECURITY CARD

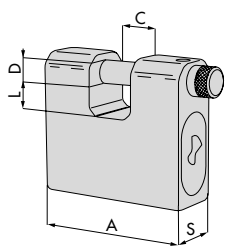
Type	Description	Key item					Unit weight Kg	Pieces	ITEM			
		A	C	D	L	S			Type	Dim.	Hand	Fin.



• Key removable in locked position only	55	25,0	11,0	25,0	25,0	15	1 00700 01 0	0,553	6	1 28057 55 0
	55	25,0	11,0	45,0	25,0	15	1 00700 01 0	0,586	6	1 28057 56 0
	55	26,0	11,0	65,0	25,0	15	1 00700 01 0	0,610	6	1 28057 57 0
	70	31,0	14,0	25,0	26,0	15	1 00700 01 0	0,854	6	1 28057 70 0
	70	31,0	14,0	45,0	26,0	15	1 00700 01 0	0,903	6	1 28057 71 0
	70	31,0	14,0	65,0	26,0	15	1 00700 01 0	0,954	6	1 28057 72 0

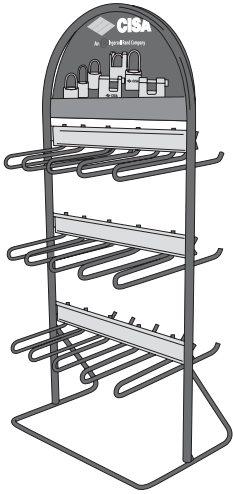


• Key removable in locked position only	62	25,0	11,0	25,0	25,0	15	1 00700 01 0	0,745	6	1 28357 62 0
	73	31,0	14,0	28,0	28,0	15	1 00700 01 0	0,745	6	1 28357 73 0



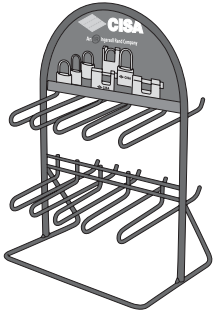
66	20,0	10,0	11,0	25,0	15	1 00700 01 0	0,677	6	1 28557 66 0
66	18,0	14,0	17,5	28,0	15	1 00700 01 0	0,837	6	1 28557 67 0
75	27,0	12,0	13,5	28,0	15	1 00700 01 0	0,843	6	1 28557 75 0
84	36,0	12,0	17,5	28,0	15	1 00700 01 0	0,995	6	1 28557 84 0
84	36,0	14,0	17,5	28,0	15	1 00700 01 0	0,974	6	1 28557 85 0

Type	Description	Unit weight Kg	Pieces	ITEM				
				Type	Dim.	Hand	Fin.	Pers.



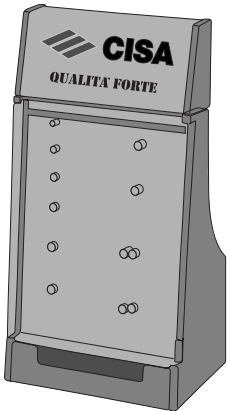
• Black painted empty steel display with 15 hooks

3,550 1 1 06601 80 0





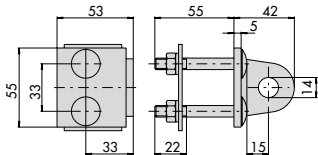
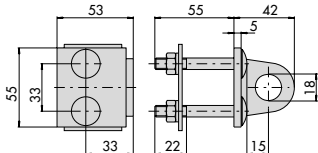
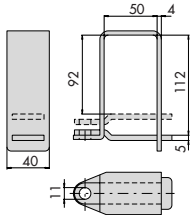
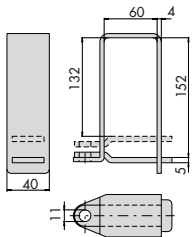
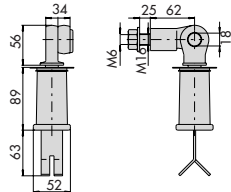
• Black painted empty steel display with 10 hooks

1,750 1 1 06601 90 0

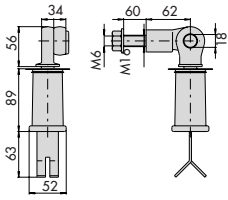


• Empty plexiglass display

4,800 0 1 06602 15 0

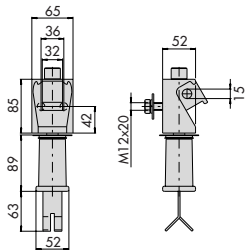
Type	Description	For series/item	 Unit weight  Pieces	ITEM			
				Type	Dim.	Hand	Fin.
	• Zinc plated steel padlock hasp set		0,526	0	1	06300	14 0
	• Zinc plated steel padlock hasp set		0,506	0	1	06300	18 0
	• Zinc plated padlock tie	1 21610 50 0, 1 21610 63 0, 1 21810 65 0, 1 26509 70 0, 1 26510 70 0, 1 28550 66 0, 1 28551 66 0, 1 28552 66 0, 1 28553 66 0, 1 28557 66 0, 1 28558 66 0	0,451	0	1	06301	50 0
	• Zinc plated padlock tie	1 21610 50 0, 1 21610 63 0, 1 21810 65 0, 1 26509 70 0, 1 26510 70 0, 1 28550 66 0, 1 28551 66 0, 1 28552 66 0, 1 28553 66 0, 1 28557 66 0, 1 28558 66 0	0,591	0	1	06301	60 0
	• Zinc plated steel hasp for rolling doors, with flat bottom rail and removable dust cover	1 21610 90 0, 1 21810 80 0, 1 26509 94 0, 1 26510 94 0, 1 28550 84 0, 1 28550 85 0, 1 28551 84 0, 1 28551 85 0, 1 28552 84 0, 1 28552 85 0, 1 28553 84 0, 1 28553 85 0, 1 28557 84 0, 1 28557 85 0, 1 28558 84 0, 1 28558 85 0	1,430	0	1	06302	25 0

Type	Description	For series/item	Unit weight Kg	Pieces	ITEM			
					Type	Dim.	Hand	Fin.



- Zinc plated steel hasp for rolling doors, with flat bottom rail and removable dust cover

1 21610 90 0,	1,490	0	1 06302 60 0
1 21810 80 0,			
1 26509 94 0,			
1 26510 94 0,			
1 28550 84 0,			
1 28550 85 0,			
1 28551 84 0,			
1 28551 85 0,			
1 28552 84 0,			
1 28552 85 0,			
1 28553 84 0,			
1 28553 85 0,			
1 28557 84 0,			
1 28557 85 0,			
1 28558 84 0,			
1 28558 85 0			











- Zinc plated steel hasp for up and over doors, with removable dust cover

1 21810 80 0,	2,520	0	1 06303 00 0
1 28550 85 0,			
1 28551 85 0,			
1 28552 85 0,			
1 28553 85 0,			
1 28557 85 0,			
1 28558 85 0			

HARDENED STEEL PADLOCKS in "UNASSEMBLED" version (suffix 91), supplied without cylinder and drill resistant plates

- Steel padlocks in "UNASSEMBLED" version (suffix 91) are supplied without cylinder and without the cylinder or padlock drill resistant plate. When ordering the padlock cylinder, you have to specify separately the relevant padlock drill resistant plate (the cylinder drill resistant plate is supplied as standard).

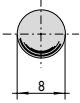
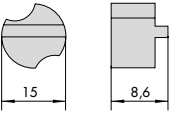
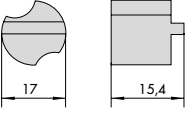
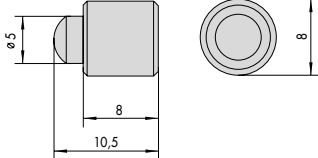
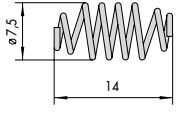
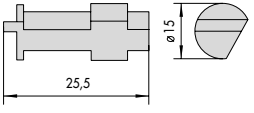
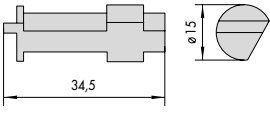
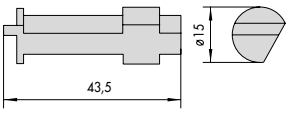
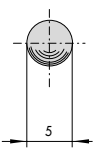
HARDENED SERIES	PLATE TYPE	"STANDARD" CYLINDER art. 1 02649 01 0 art. 1 07573 09 1/2 (*)	"SP" CYLINDER art. 1 02652 01 0 art. 1 07573 05 1/2 (*)	"TSP" CYLINDER art. 1 02651 01 0 art. 1 07573 06 1/2 (*)	"ASTRAL" CYLINDER "AP3" CYLINDER art. 1 0A610 00 0 art. 1 0H610 00 0	"RS3" CYLINDER art. 1 0B610 00 0
28000 (Dim.55/56/67)	For cylinder 	Supplied as standard	Supplied as standard	Supplied as standard	Supplied as standard	Supplied as standard
	For padlock 	art. 1 07586 04 0	art. 1 07586 06 1/2	art. 1 07586 06 1/2	art. 1 07586 08 0	art. 1 07586 10 0
28300 (Dim.62)	For cylinder 	Supplied as standard	Supplied as standard	Supplied as standard	Supplied as standard	Supplied as standard
	For padlock 	art. 1 07586 05 0	art. 1 07586 07 1/2	art. 1 07586 07 1/2	art. 1 07586 09 0	art. 1 07586 11 0
28000 (Dim.70/71/72/73)	For cylinder 	Supplied as standard	Supplied as standard	Supplied as standard	Supplied as standard	Supplied as standard
	For padlock 	art. 1 07589 02 0	art. 1 07589 03 1/2	art. 1 07589 03 1/2	art. 1 07589 04 0	art. 1 07589 05 0
28500 (Dim.66/67/75/84/85)	For cylinder 	Supplied as standard	Supplied as standard	Supplied as standard	Supplied as standard	Supplied as standard
	For padlock 	art. 1 07589 02 0	art. 1 07589 03 1/2	art. 1 07589 03 1/2	art. 1 07589 04 0	art. 1 07589 05 0

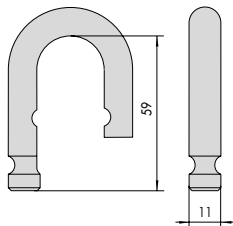
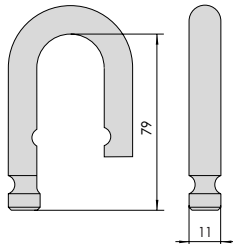
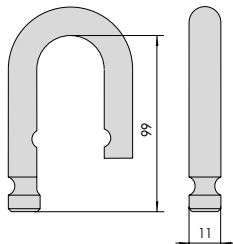
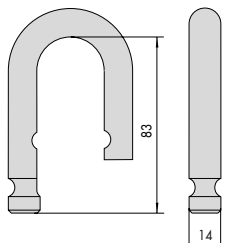
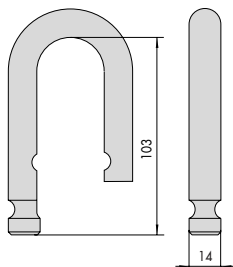
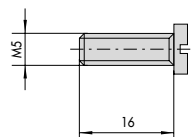
(*) Cylinders suitable for being rekeyed (you have to state the requested hand in the order)

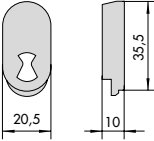
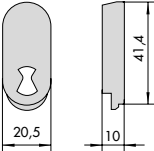
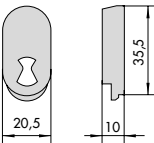
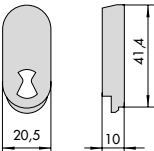
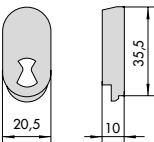
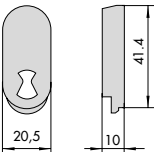
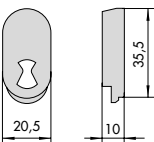
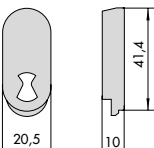
N.B. For plates to be coupled to "SP" and "TSP" cylinders you have to state the hand. In this case, to avoid possible doubts, you also have to state the key code in the description (this can be taken from the 3 first figures on the key head).

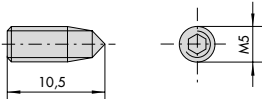
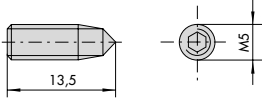
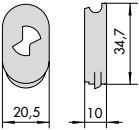
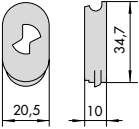
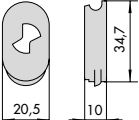
Ex: 1 02652 01 0 + 1 07589 03 1 with SP key code. 102:

("SP" cylinder complete with cylinder drill resistant plate and padlocks drill resistant plate, for right handed (1) keys, for padlocks art. 1 28550 66 0 00 91).

Type	Description	Kg	Pieces	ITEM			
				Type	Dim.	Hand	Fin.
	<ul style="list-style-type: none"> Stainless steel shackle retaining sphere For padlocks: series 28000 dim. 55, 56, 57 series 28300 dim. 62 series 28500 	0,025	10	1	07575	04	0
	<ul style="list-style-type: none"> Brass rotor For padlocks: series 28000 dim. 55, 56, 57 series 28300 dim. 62 	0,035	3	1	07574	14	0
	<ul style="list-style-type: none"> Brass rotor For padlocks: series 28000 dim. 70, 71, 72 series 28300 dim. 73 	0,075	3	1	07574	15	0
	<ul style="list-style-type: none"> Steel shackle retaining pin For padlocks: series 28500 	0,007	5	1	07575	07	0
	<ul style="list-style-type: none"> Bronze spring for shackle retaining pin For padlocks: series 28500 dim. 66, 75 	0,010	5	1	07575	08	0
	<ul style="list-style-type: none"> Brass rotor For padlocks: series 28500 dim. 66, 67 	0,100	3	1	07575	16	0
	<ul style="list-style-type: none"> Brass rotor For padlocks: series 28500 dim. 75 	0,135	3	1	07575	17	0
	<ul style="list-style-type: none"> Brass rotor For padlocks: series 28500 dim. 84, 85 	0,170	3	1	07575	18	0
	<ul style="list-style-type: none"> Stainless steel plate retaining ball For padlocks: series 28500 	0,015	10	1	07576	01	0

Type	Description	Unit weight Kg	Pieces	ITEM			
				Type	Dim.	Hand	Fin. Pars. Spec.
	<ul style="list-style-type: none"> • Carbonitrided steel shackle • For padlocks: series 28000 dim. 55 series 28300 dim. 62 	0,070	1	1	07584	08	0
	<ul style="list-style-type: none"> • Carbonitrided steel shackle • For padlocks: series 28000 dim. 56 	0,070	1	1	07584	09	0
	<ul style="list-style-type: none"> • Carbonitrided steel shackle • For padlocks: series 28000 dim. 57 	0,070	1	1	07584	10	0
	<ul style="list-style-type: none"> • Carbonitrided steel shackle • For padlocks: series 28000 dim. 71 	0,070	1	1	07584	12	0
	<ul style="list-style-type: none"> • Carbonitrided steel shackle • For padlocks: series 28000 dim. 72 	0,070	1	1	07584	13	0
	<ul style="list-style-type: none"> • Protection plate steel fixing screw • For padlocks: series 28000 and 28300 	0,025	3	1	07586	03	0

Type	Description	Unit weight Kg	Pieces	ITEM			
				Type	Dim.	Hand	Fin. Pers. Spec.
	<ul style="list-style-type: none"> • Hardened steel cylinder protection plate • For padlocks: series 28050 dim. 55, 56, 57 series 28350 dim. 62 	0,045	3	1	07586	04	0
	<ul style="list-style-type: none"> • Hardened steel cylinder protection plate • For padlocks: series 28050 dim. 70, 71, 72 series 28350 dim. 73 	0,045	3	1	07586	05	0
	<ul style="list-style-type: none"> • Hardened steel cylinder protection plate • For padlocks: series 28051 dim. 55, 56, 57 series 28351 dim. 62 series 28352 dim. 62 	0,036 0,045	3 3	1	07586	06	1 2
	<ul style="list-style-type: none"> • Hardened steel cylinder protection plate • For padlocks: series 28051 dim. 70, 71, 72 series 28351 dim. 73 series 28352 dim. 73 	0,045 0,045	3 3	1	07586	07	1 2
	<ul style="list-style-type: none"> • Hardened steel cylinder protection plate • For padlocks: series 28053 dim. 55, 56, 57 series 28353 dim. 62 	0,045	3	1	07586	08	0
	<ul style="list-style-type: none"> • Hardened steel cylinder protection plate • For padlocks: series 28053 dim. 70, 71, 72 series 28353 dim. 73 	0,045	3	1	07586	09	0
	<ul style="list-style-type: none"> • Hardened steel cylinder protection plate • For padlocks: series 28057 dim. 55, 56, 57 series 28353 dim. 62 	0,045	3	1	07586	10	0
	<ul style="list-style-type: none"> • Hardened steel cylinder protection plate • For padlocks: series 28057 dim. 55, 56, 57 series 28357 dim. 73 	0,045	3	1	07586	11	0

Type	Description	Unit weight Kg	Pieces	ITEM			
				Type	Dim. Hand	Fin.	Parts Spec.
	<ul style="list-style-type: none"> • Protection plate fixing dowel • For padlocks: series 28500 dim. 66, 75 	0,020	5	1	07587	04	0
	<ul style="list-style-type: none"> • Protection plate fixing dowel • For padlocks: series 28500 dim. 67, 84, 85 	0,020	5	1	07587	05	0
	<ul style="list-style-type: none"> • Hardened steel cylinder protection plate • For padlocks: series 28550 	0,010	3	1	07589	02	0
	<ul style="list-style-type: none"> • Hardened steel cylinder protection plate • For padlocks: series 28551, 28552 	0,045	3	1	07589	03	1
	<ul style="list-style-type: none"> • Hardened steel cylinder protection plate • For padlocks: series 28553 	0,003	3	1	07589	04	0

